



NOVOPAN INDUSTRIES LIMITED

CS/SE

15th July, 2011

Mr. S Subramanian, DCS – CRD
Bombay Stock Exchange Limited
1st Floor, New Trading Ring, Dalal St.,
Routunda Bldg., P.J.Towers, Fort
Mumbai – 400001

The Secretary
National Stock Exchange of India Limited
Exchange Plaza, 5th Floor, Plot No.C/1
G Block, Bandra-Kurla Complex, Bandra (E)
Mumbai – 400051

BSE Code : 500310

NSE Code : NOVOPANIND

Dear Sir / Madam

Sub: Quarterly Compliance Reports for the period ended 30th June, 2011

* * * * *

With reference to the captioned subject, please find enclosed herewith the following compliance Reports for your information and records.

1. Shareholding Pattern as per Clause 35 of the Listing Agreement for the quarter ended 30th June, 2011.
2. Corporate Governance Report as per Clause 49 of the Listing Agreement for the quarter ended 30th June, 2011.

Kindly acknowledge receipt of the same.


Thanking you

Yours faithfully
For Novopan Industries Limited


M S B M Somayajulu
Sr. Secretarial Officer

(I) (a) Statement showing Shareholding Pattern


Name of the Company : Novopan Industries Limited - ISIN : INE460B01016			
BSE Scrip Code : 500310, Name of the Scrip : NOVOPAN			
NSE Scrip Code : NOVOPANIND, Name of the Scrip : NOVOPANIND			
Class of Security : Equity Shares			
Quarter Ended : 30.06.2011			
Partly paid-up Shares	No. of Partly paid-up shares	As a % of total No. of Partly paid-up shares	As a % of total No. of shares of the Company
Held by Promoter / Promoter Group	0	0	0
Held by Public	0	0	0
Total	0	0	0
Outstanding Convertible Securities	No. of Outstanding Securities	As a % of total No. of Outstanding Convertible Securities	As a % of total No. of shares of the Company, assuming full conversion of the Convertible Securities
Held by Promoter / Promoter Group	0	0	0
Held by Public	0	0	0
Total	0	0	0
Warrants	No. of Warrants	As a % of total No. of Warrants	As a % of total No. of shares of the Company, assuming full conversion of Warrants
Held by Promoter / Promoter Group	0	0	0
Held by Public	0	0	0
Total	0	0	0
Total Paid-up capital of the company assuming full conversion of warrants and convertible securities	119099530		



Category Code	Category of Shareholder	No. of Shareholders	Total No. of shares	No. of shares held in demat form	Total Shareholding as a percentage of total number of shares		Shares pledged or otherwise encumbered	
					As a % of (A+B)	As a % of (A+B+C)	No. of Shares	As a percentage
(I)	(II)	(III)	(IV)	(V)	(VI)	(VII)	(VIII)	(IX)=(VIII)/(IV)*100
A)	Shareholding of Promoter and Promoter group							
(1)	Indian							
a)	Individuals / Hindu Undivided Family	10	3822256	3822256	32.09	32.09	0	0
b)	Central Government / State Government(s)	0	0	0	0	0	0	0
c)	Bodies Corporate	1	5085199	5085199	42.70	42.70	0	0
d)	Financial Institutions / Banks	0	0	0	0	0	0	0
e)	Any other (specify)	0	0	0	0	0	0	0
	Sub-Total (A)(1)	11	8907455	8907455	74.79	74.79	0	0
(2)	Foreign							
a)	Individuals (Non-Resident Individuals / Foreign individuals)	0	0	0	0	0	0	0
b)	Bodies Corporate	0	0	0	0	0	0	0
c)	Institutions	0	0	0	0	0	0	0
d)	Any other (specify)	0	0	0	0	0	0	0
	Sub-Total (A)(2)	0	0	0	0	0	0	0
	Total Shareholding of Promoter and Promoter Group (A) = (A)(1) + (A)(2)	11	8907455	8907455	74.79	74.79	0	0



Category Code	Category of Shareholder	No. of Shareholders	Total No. of shares	No. of shares held in demat form	Total Shareholding as a percentage of total number of shares		Shares pledged or otherwise encumbered	
					As a % of (A+B)	As a % of (A+B+C)	No. of Shares	As a percentage
(I)	(II)	(III)	(IV)	(V)	(VI)	(VII)	(VIII)	(IX)=(VIII)/(IV)*100
B)	Public Shareholding						N.A.	N.A.
(1)	Institutions						N.A.	N.A.
a)	Mutual Funds / UTI	1	137	0	0.00	0.00		
b)	Financial Institutions / Banks	6	422539	422199	3.55	3.55		
c)	Central Government / State Government (s)	0	0	0	0.00	0.00		
d)	Venture Capital Funds	0	0	0	0.00	0.00		
e)	Insurance Companies	0	0	0	0.00	0.00		
f)	Foreign Institutional Investors	0	0	0	0.00	0.00		
g)	Foreign Venture Capital Investors	0	0	0	0.00	0.00		
h)	Any other (specify)	0	0	0	0.00	0.00		
i)	Any Other - Foreign Banks	0	0	0	0.00	0.00		
j)	Any Other - State Fin. Corp.	0	0	0	0.00	0.00		
	Sub-Total (B)(1)	7	422676	422199	3.55	3.55		
(2)	Non-Institutions						N.A.	N.A.
a)	Bodies Corporate	159	812622	804743	6.82	6.82		
b1)	Individuals - (i) Individual Shareholders holding nominal share capital upto Rs.1 lakh	12631	1240576	894809	10.42	10.42		
b2)	Individuals - (ii) Individual Shareholders holding nominal share capital in excess of Rs.1 lakh	18	478958	478958	4.02	4.02		
c)	Any other (NRI/OCB)	412	42854	11084	0.36	0.36		
c1)	Any Others - Trust	0	0	0	0.00	0.00		
c2)	Any Others - Directors & their Relatives	0	0	0	0.00	0.00		
c3)	Any Others - Foreign Nationals	0	0	0	0.00	0.00		
c4)	Any Others - O C B	0	0	0	0.00	0.00		
c5)	Any Others - Clearing Members	14	4812	4812	0.04	0.04		
c6)	Any Others - Custodian Enemy	0	0	0	0.00	0.00		
c7)	Any Others-Foreign Collaborators	0	0	0	0.00	0.00		
c8)	Any Others-ESOPS/ESOS/ESPS	0	0	0	0.00	0.00		
	Sub-Total (B) (2)	13234	2579822	2194406	21.66	21.66		
	Total Public Shareholding (B) = (B)(1) + (B)(2)	13241	3002498	2616605	25.21	25.21	N.A.	N.A.
	Total (A) + (B)	13252	11909953	11524060	100.00	100.00		
C)	Shares held by Custodians etc.						N.A.	N.A.
C1)	Promoter & Promoter Group	0	0	0	0	0		
C2)	Public	0	0	0	0	0		
	GRAND TOTAL (A)+(B)+(C)	13252	11909953	11524060	100.00	100.00		



(I) (b) Statement showing Shareholding of persons belonging to the category "Promoter and Promoter Group"

Sr. No.	Name of the shareholder	Total shares held		Shares pledged or otherwise encumbered		
		No. of Shares	As a % of grand total (A)+(B)+(C)	No. of Shares	As a % (VI)=(V)/(III)*100	As a % of grand total (A)+(B)+(C) of sub-clause (I) (a)
(I)	(II)	(III)	(IV)	(V)	(VI)	(VII)
1	G V Krishna Reddy	746056	6.26	0	0.00	0
2	G Indira Krishna Reddy	745000	6.26	0	0.00	0
3	G V Sanjay Reddy	372000	3.12	0	0.00	0
4	G Apama Reddy	372000	3.12	0	0.00	0
5	Shalini Bhupal	372000	3.12	0	0.00	0
6	Krishna Ram Bhupal	372000	3.12	0	0.00	0
7	Shriya Bhupal	372000	3.12	0	0.00	0
8	G Mallika Reddy	186000	1.56	0	0.00	0
9	G V Keshav Reddy	186000	1.56	0	0.00	0
10	G V Reddy	99200	0.83	0	0.00	0
11	Zinger Investments Private Limited	5085199	42.70	0	0.00	0
	Total	8907455	74.79	0	0.00	0

(I) (c) Statement showing Shareholding of persons belonging to the category "Public" and holding than 1% of the total number of shres

Sr. No.	Name of the shareholder	No. of Shares	Shares as a percentage of total number of shares (i.e. Grand Total (A)+(B)+(C) indicated in statement as per (1) (a) above)
1	Punjab National Bank	257726	2.16
2	Riba Constructions Pvt Ltd	322997	2.71
3	Rockline Solutions Private Limited	235000	1.97
4	Unicorn Infrastructure P Ltd	153300	1.29
	Total	989023	8.14

(I) (d) Statement showing details of locked-in shares

Sr. No.	Name of the shareholder	Category of shareholder (promoter / public)	No. of Shares	Locked-in shares as a percentage of total number of shares (i.e., Grand Total (A)+(B)+(C) indicated in statement at para (1) (a) above)
1			0	0.00
	Total		0	0.00

(II) (a) Statement showing details of Depository Receipts (DRs)

Sr. No.	Type of outstanding DR (ADRs, GDRs, SDRs etc.	No. of outstanding DRs	No. of shares underlying outstanding DRs	Shares underlying outstanding DRs as a percentage of total number of shares (i.e. Grand Total (A)+(B)+(C) indicated in Statement at para (1)(a) above)
1		0	0	0.00
	Total	0	0	0.00

(II) (b) Statement showing Holding of Depository Receipts (DRs, where underlying shares held by 'promoter/promoter group' are in excess of 1% of the total number of shares

Sr. No.	Name of the DR Holder	Type of outstanding DRs (ADRs, GDRs)	No. of shares underlying outstanding DRs	Shares underlying outstanding DRs as a percentage of total number of shares (i.e. Grand Total (A) + (B)+(C) indicated in Statement at para (1) (a) above)
1		0	0	0.00
	Total	0	0	0.00

For Novopan Industries Limited


S P Bhasin
Director (Operations)