



NOVOPAN INDUSTRIES LIMITED

CS/SE

July 8, 2014

The Department of Corporate Services
BSE Limited
1st Floor, New Trading Ring,
Dalal St., Routunda Bldg.,
P.J.Towers, Fort
Mumbai – 400001

The Secretary
National Stock Exchange of India Limited
Exchange Plaza, 5th Floor
Plot No.C/1G Block
Bandra-Kurla Complex, Bandra (E)
Mumbai – 400051

BSE Code : 500310

NSE Code : NOVOPANIND

Dear Sir / Madam


Sub: Shareholding Pattern for the period ended 30th June, 2014
Ref: Clause 35 of the Listing Agreement

With reference to the captioned subject, please find enclosed herewith the Shareholding Pattern of our company for the quarter ended 30th June, 2014 for your information and records.

Kindly acknowledge receipt of the same.

Thanking you

Yours faithfully
For Novopan Industries Limited


S A Naqui
Executive Director





NOVOPAN INDUSTRIES LIMITED

(I) (a) Statement showing Shareholding Pattern


| | | | |
|---|--------------------------------------|--|---|
| Name of the Company : Novopan Industries Limited - ISIN : INE460B01016 | | | |
| BSE Scrip Code : 500310, Name of the Scrip : NOVOPAN | | | |
| NSE Scrip Code : NOVOPANIND, Name of the Scrip : NOVOPANIND | | | |
| Class of Security : Equity Shares | | | |
| Quarter Ended : 30.06.2014 | | | |
| Partly paid-up Shares | No. of Partly paid-up shares | As a % of total No. of Partly paid-up shares | As a % of total No. of shares of the Company |
| Held by Promoter / Promoter Group | 0 | 0 | 0 |
| Held by Public | 0 | 0 | 0 |
| Total | 0 | 0 | 0 |
| Outstanding Convertible Securities | No. of Outstanding Securities | As a % of total No. of Outstanding Convertible Securities | As a % of total No. of shares of the Company, assuming full conversion of the Convertible Securities |
| Held by Promoter / Promoter Group | 0 | 0 | 0 |
| Held by Public | 0 | 0 | 0 |
| Total | 0 | 0 | 0 |
| Warrants | No. of Warrants | As a % of total No. of Warrants | As a % of total No. of shares of the Company, assuming full conversion of Warrants |
| Held by Promoter / Promoter Group | 0 | 0 | 0 |
| Held by Public | 0 | 0 | 0 |
| Total | 0 | 0 | 0 |
| Total Paid-up capital of the company assuming full conversion of warrants and convertible securities | 11909953 | | |





NOVOPAN INDUSTRIES LIMITED


| Category Code | Category of Shareholder | No. of Shareholders | Total No. of shares | No. of shares held in demat form | Total Shareholding as a percentage of total number of shares | | Shares pledged or otherwise encumbered | |
|---------------|--|---------------------|---------------------|----------------------------------|--|-------------------|--|----------------------|
| | | | | | As a % of (A+B) | As a % of (A+B+C) | No. of Shares | As a percentage |
| (I) | (II) | (III) | (IV) | (V) | (VI) | (VII) | (VIII) | (IX)=(VIII)/(IV)*100 |
| A) | Shareholding of Promoter and Promoter group | | | | | | | |
| (1) | <u>Indian</u> | | | | | | | |
| a) | Individuals / Hindu Undivided Family | 9 | 900 | 900 | 0.01 | 0.01 | 0 | 0 |
| b) | Central Government / State Government(s) | 0 | 0 | 0 | 0 | 0 | 0 | 0 |
| c) | Bodies Corporate | 1 | 8906555 | 8906555 | 74.78 | 74.78 | 0 | 0 |
| d) | Financial Institutions / Banks | 0 | 0 | 0 | 0 | 0 | 0 | 0 |
| e) | Any other (specify) | 0 | 0 | 0 | 0 | 0 | 0 | 0 |
| | Sub-Total (A)(1) | 10 | 8907455 | 8907455 | 74.79 | 74.79 | 0 | 0 |
| (2) | <u>Foreign</u> | | | | | | | |
| a) | Individuals (Non-Resident Individuals / Foreign Individuals) | 0 | 0 | 0 | 0 | 0 | 0 | 0 |
| b) | Bodies Corporate | 0 | 0 | 0 | 0 | 0 | 0 | 0 |
| c) | Institutions | 0 | 0 | 0 | 0 | 0 | 0 | 0 |
| d) | Any other (specify) | 0 | 0 | 0 | 0 | 0 | 0 | 0 |
| | Sub-Total (A)(2) | 0 | 0 | 0 | 0 | 0 | 0 | 0 |
| | Total Shareholding of Promoter and Promoter Group (A) = (A)(1) + (A)(2) | 10 | 8907455 | 8907455 | 74.79 | 74.79 | 0 | 0 |





NOVOPAN INDUSTRIES LIMITED

| Category Code | Category of Shareholder | No. of Shareholders | Total No. of shares | No. of shares held in demat form | Total Shareholding as a percentage of total number of shares | | Shares pledged or otherwise encumbered | |
|---------------|---|---------------------|---------------------|----------------------------------|--|-------------------|--|----------------------|
| | | | | | As a % of (A+B) | As a % of (A+B+C) | No. of Shares | As a percentage |
| (I) | (II) | (III) | (IV) | (V) | (VI) | (VII) | (VIII) | (IX)=(VIII)/(IV)*100 |
| B) | Public Shareholding | | | | | | | |
| (1) | <u>Institutions</u> | | | | | | N.A. | N.A. |
| a) | Mutual Funds / UTI | 2 | 170 | 0 | 0.00 | 0.00 | | |
| b) | Financial Institutions / Banks | 5 | 316581 | 316241 | 2.66 | 2.66 | | |
| c) | Central Government / State Government (s) | 0 | 0 | 0 | 0.00 | 0.00 | | |
| d) | Venture Capital Funds | 0 | 0 | 0 | 0.00 | 0.00 | | |
| e) | Insurance Companies | 0 | 0 | 0 | 0.00 | 0.00 | | |
| f) | Foreign Institutional Investors | 0 | 0 | 0 | 0.00 | 0.00 | | |
| g) | Foreign Venture Capital Investors | 0 | 0 | 0 | 0.00 | 0.00 | | |
| h) | Any other (specify) | 0 | 0 | 0 | 0.00 | 0.00 | | |
| i) | Any Other - Foreign Banks | 0 | 0 | 0 | 0.00 | 0.00 | | |
| j) | Any Other - State Fin. Corp. | 0 | 0 | 0 | 0.00 | 0.00 | | |
| | Sub-Total (B)(1) | 7 | 316751 | 316241 | 2.66 | 2.66 | | |
| (2) | <u>Non-Institutions</u> | | | | | | N.A. | N.A. |
| a) | Bodies Corporate | 126 | 1117186 | 1109506 | 9.38 | 9.38 | | |
| b1) | Individuals - (i) Individual Shareholders holding nominal share capital upto Rs.1 lakh | 7369 | 835554 | 693301 | 7.02 | 7.02 | | |
| b2) | Individuals - (ii) Individual Shareholders holding nominal share capital in excess of Rs.1 lakh | 17 | 694501 | 509591 | 5.83 | 5.83 | | |
| c) | Any other (NRI/OCB) | 380 | 37241 | 7879 | 0.31 | 0.31 | | |
| c1) | Any Others - Trust | 0 | 0 | 0 | 0.00 | 0.00 | | |
| c2) | Any Others - Directors & their Relatives | 0 | 0 | 0 | 0.00 | 0.00 | | |
| c3) | Any Others - Foreign Nationals | 0 | 0 | 0 | 0.00 | 0.00 | | |
| c4) | Any Others - O C B | 0 | 0 | 0 | 0.00 | 0.00 | | |
| c5) | Any Others - Clearing Members | 11 | 1265 | 1265 | 0.01 | 0.01 | | |
| c6) | Any Others - Custodian Enemy | 0 | 0 | 0 | 0.00 | 0.00 | | |
| c7) | Any Others-Foreign Collaborators | 0 | 0 | 0 | 0.00 | 0.00 | | |
| c8) | Any Others-ESOPS/ESOS/ESPS | 0 | 0 | 0 | 0.00 | 0.00 | | |
| | Sub-Total (B) (2) | 7903 | 2685747 | 2321542 | 22.55 | 22.55 | | |
| | Total Public Shareholding (B) = (B)(1) + (B)(2) | 7910 | 3002498 | 2637783 | 25.21 | 25.21 | N.A. | N.A. |
| | Total (A) + (B) | 7920 | 11909953 | 11545238 | 100.00 | 100.00 | | |
| C) | Shares held by Custodians etc. | | | | | | N.A. | N.A. |
| C1) | Promoter & Promoter Group | 0 | 0 | 0 | 0 | 0 | | |
| C2) | Public | 0 | 0 | 0 | 0 | 0 | | |
| | GRAND TOTAL (A)+(B)+(C) | 7920 | 11909953 | 11545238 | 100.00 | 100.00 | | |





NOVOPAN INDUSTRIES LIMITED

(I) (b) Statement showing Shareholding of securities (including shares, warrants, convertible securities) of persons belonging to the category "Promoter and promoter group"

| Sr. No. | Name of the shareholder | Details of shares held | | Shares pledged or otherwise encumbered | | | Details of Warrants | | Details of convertible securities | | Total shares (including underlying shares assuming full conversion of warrants and convertible securities as a % of diluted share capital) |
|---------|---|------------------------|-----------------------------------|--|---------------------------|---|----------------------|--|------------------------------------|--|--|
| | | No. of shares | As a % of grand total (A)+(B)+(C) | No. of shares | As a % (VI)=(V)/(III)*100 | As a % of grand total (A)+(B)+(C) of sub-clause (I) (a) | No. Of Warrants held | As a % total No. Of warrants of the same class | No. Of convertible securities held | As a % total No. Of convertible securities of the same class | |
| (I) | (II) | (III) | (IV) | (V) | (VI) | (VII) | (VIII) | (IX) | (X) | (XI) | (XII) |
| 1 | G V Krishna Reddy | 100 | 0.00 | 0 | 0.00 | 0 | 0 | 0 | 0 | 0 | 0 |
| 2 | G Indira Krishna Reddy | 100 | 0.00 | 0 | 0.00 | 0 | 0 | 0 | 0 | 0 | 0 |
| 3 | G V Sanjay Reddy | 100 | 0.00 | 0 | 0.00 | 0 | 0 | 0 | 0 | 0 | 0 |
| 4 | G Aparna Reddy | 100 | 0.00 | 0 | 0.00 | 0 | 0 | 0 | 0 | 0 | 0 |
| 5 | Shalini Bhupal | 100 | 0.00 | 0 | 0.00 | 0 | 0 | 0 | 0 | 0 | 0 |
| 6 | Krishna Ram Bhupal | 100 | 0.00 | 0 | 0.00 | 0 | 0 | 0 | 0 | 0 | 0 |
| 7 | Shriya Bhupal | 100 | 0.00 | 0 | 0.00 | 0 | 0 | 0 | 0 | 0 | 0 |
| 8 | G Malika Reddy | 100 | 0.00 | 0 | 0.00 | 0 | 0 | 0 | 0 | 0 | 0 |
| 9 | G V Keshav Reddy | 100 | 0.00 | 0 | 0.00 | 0 | 0 | 0 | 0 | 0 | 0 |
| 10 | GVK Projects & Technical Services Limited | 8906555 | 74.78 | 0 | 0.00 | 0 | 0 | 0 | 0 | 0 | 0 |
| | Total | 8907455 | 74.79 | 0 | 0.00 | 0 | 0 | 0 | 0 | 0 | 0 |

(I) (c) (i) Statement showing holding of securities (including shares, warrants, convertible securities) of persons belonging to the category "Public" and holding more than 1% of the total number of shares

| Sr. No. | Name of the shareholder | No. of Shares | Shares as a percentage of total number of shares (i.e. Grand Total (A)+(B)+(C) indicated in statement as per (1) (a) above) | Details of Warrants | | Details of convertible | | Total shares (including underlying shares assuming full conversion of warrants and convertible securities as a % of diluted share capital) |
|---------|-------------------------------|----------------|---|----------------------|--|------------------------------------|--|--|
| | | | | No. Of Warrants held | As a % total No. Of warrants of the same class | No. Of convertible securities held | As a % total No. Of convertible securities of the same class | |
| 1 | Rockline Solutions Pvt Ltd | 516526 | 4.34 | 0 | 0 | 0 | 0 | 0 |
| 2 | Riba Constructions Pvt Ltd | 322929 | 2.71 | 0 | 0 | 0 | 0 | 0 |
| 3 | Punjab National Bank | 257726 | 2.16 | 0 | 0 | 0 | 0 | 0 |
| 4 | Unicom Infrastructure Pvt Ltd | 197606 | 1.66 | 0 | 0 | 0 | 0 | 0 |
| | Total | 1294787 | 10.87 | 0 | 0 | 0 | 0 | 0 |

(I) (c) (ii) Statement showing holding of securities (including shares, warrants, convertible securities) of persons (together with PAC) belonging to the category "Public" and holding more than 5% of the total number of shares of the company

| Sr. No. | Name of the shareholder | No. of Shares | Shares as a percentage of total number of shares (i.e. Grand Total (A)+(B)+(C) indicated in statement as per (1) (a) above) | Details of Warrants | | Details of convertible | | Total shares (including underlying shares assuming full conversion of warrants and convertible securities as a % of diluted share capital) |
|---------|-------------------------|---------------|---|----------------------|--|------------------------------------|--|--|
| | | | | No. Of Warrants held | As a % total No. Of warrants of the same class | No. Of convertible securities held | As a % total No. Of convertible securities of the same class | |
| 1 | | 0 | 0.00 | 0 | 0 | 0 | 0 | 0 |
| | Total | 0 | 0.00 | 0 | 0 | 0 | 0 | 0 |

(I) (d) Statement showing details of locked-in shares

| Sr. No. | Name of the shareholder | Category of shareholder (promoter / public) | No. of Shares | Locked-in shares as a percentage of total number of shares (i.e., Grand Total (A)+(B)+(C) indicated in statement at para (1) (a) above) |
|---------|-------------------------|---|---------------|---|
| 1 | | | 0 | 0.00 |
| | Total | | 0 | 0.00 |

(II) (a) Statement showing details of Depository Receipts (DRs)

| Sr. No. | Type of outstanding DR (ADRs, GDRs, SDRs etc.) | No. of outstanding DRs | No. of shares underlying outstanding DRs | Shares underlying outstanding DRs as a percentage of total number of shares (i.e. Grand Total (A)+(B)+(C) indicated in Statement at para (1)(a) above) |
|---------|--|------------------------|--|--|
| 1 | | 0 | 0 | 0.00 |
| | Total | 0 | 0 | 0.00 |

(II) (b) Statement showing Holding of Depository Receipts (DRs, where underlying shares held by "Promoter / Promoter Group" are in excess of 1% of the total number of shares

| Sr. No. | Name of the DR Holder | Type of outstanding DRs (ADRs, GDRs) | No. of shares underlying outstanding DRs | Shares underlying outstanding DRs as a percentage of total number of shares (i.e. Grand Total (A)+(B)+(C) indicated in Statement at para (1) (a) above) |
|---------|-----------------------|--------------------------------------|--|---|
| 1 | | | 0 | 0.00 |
| | Total | 0 | 0.00 | 0.00 |

For Novopan Industries Limited

S A Naqvi
Executive Director

