



NOVOPAN INDUSTRIES LIMITED

CS/SE

8th April, 2013

Mr. S Subramanian, DCS – CRD
Bombay Stock Exchange Limited
1st Floor, New Trading Ring, Dalal St.,
Routunda Bldg., P.J.Towers, Fort
Mumbai – 400001

The Secretary
National Stock Exchange of India Limited
Exchange Plaza, 5th Floor, Plot No.C/1
G Block, Bandra-Kurla Complex, Bandra (E)
Mumbai – 400051

BSE Code : 500310

NSE Code : NOVOPANIND

Dear Sir / Madam

Sub: Quarterly Compliance Reports for the period ended 31st March, 2013

* * * * *

With reference to the captioned subject, please find enclosed herewith the following compliance Reports for your information and records.

- ✓ 1. Shareholding Pattern as per Clause 35 of the Listing Agreement for the quarter ended 31st March, 2013.
2. Corporate Governance Report as per Clause 49 of the Listing Agreement for the quarter ended 31st March, 2013.
3. Reconciliation of Share Capital Audit Report from a Practicing Company Secretary for the quarter ended 31st March, 2013.
4. Certificate issued by a Practicing Company Secretary for Transfer of Shares as per Clause 47 of the Listing Agreement for the half year ended 31st March, 2013.

Kindly acknowledge receipt of the same.


Thanking you
Yours faithfully
For Novopan Industries Limited


S. A. Naqvi
Executive Director



NOVOPAN INDUSTRIES LIMITED


(I) (a) Statement showing Shareholding Pattern			
Name of the Company : Novopan Industries Limited - ISIN : INE460B01016			
BSE Scrip Code : 500310, Name of the Scrip : NOVOPAN			
NSE Scrip Code : NOVOPANIND, Name of the Scrip : NOVOPANIND			
Class of Security : Equity Shares			
Quarter Ended : 31.03.2013			
Partly paid-up Shares	No. of Partly paid-up shares	As a % of total No. of Partly paid-up shares	As a % of total No. of shares of the Company
Held by Promoter / Promoter Group	0	0	0
Held by Public	0	0	0
Total	0	0	0
Outstanding Convertible Securities	No. of Outstanding Securities	As a % of total No. of Outstanding Convertible Securities	As a % of total No. of shares of the Company, assuming full conversion of the Convertible Securities
Held by Promoter / Promoter Group	0	0	0
Held by Public	0	0	0
Total	0	0	0
Warrants	No. of Warrants	As a % of total No. of Warrants	As a % of total No. of shares of the Company, assuming full conversion of Warrants
Held by Promoter / Promoter Group	0	0	0
Held by Public	0	0	0
Total	0	0	0
Total Paid-up capital of the company assuming full conversion of warrants and convertible securities	11909953		





NOVOPAN INDUSTRIES LIMITED


Category Code	Category of Shareholder	No. of Shareholders	Total No. of shares	No. of shares held in demat form	Total Shareholding as a percentage of total number of shares		Shares pledged or otherwise encumbered	
					As a % of (A+B)	As a % of (A+B+C)	No. of Shares	As a percentage
(I)	(II)	(III)	(IV)	(V)	(VI)	(VII)	(VIII)	(IX)=(VIII)/(IV)*100
A)	Shareholding of Promoter and Promoter group							
(1)	Indian							
a)	Individuals / Hindu Undivided Family	9	900	900	0.01	0.01	0	0
b)	Central Government / State Government(s)	0	0	0	0	0	0	0
c)	Bodies Corporate	1	8906555	8906555	74.78	74.78	0	0
d)	Financial Institutions / Banks	0	0	0	0	0	0	0
e)	Any other (specify)	0	0	0	0	0	0	0
	Sub-Total (A)(1)	10	8907455	8907455	74.79	74.79	0	0
(2)	Foreign							
a)	Individuals (Non-Resident Individuals / Foreign Individuals)	0	0	0	0	0	0	0
b)	Bodies Corporate	0	0	0	0	0	0	0
c)	Institutions	0	0	0	0	0	0	0
d)	Any other (specify)	0	0	0	0	0	0	0
	Sub-Total (A)(2)	0	0	0	0	0	0	0
	Total Shareholding of Promoter and Promoter Group (A) = (A)(1) + (A)(2)	10	8907455	8907455	74.79	74.79	0	0





NOVOPAN INDUSTRIES LIMITED

Category Code	Category of Shareholder	No. of Shareholders	Total No. of shares	No. of shares held in demat form	Total Shareholding as a percentage of total number of shares		Shares pledged or otherwise encumbered	
					As a % of (A+B)	As a % of (A+B+C)	No. of Shares	As a percentage
(I)	(II)	(III)	(IV)	(V)	(VI)	(VII)	(VIII)	(IX)=(VIII)/(IV)*100
B)	Public Shareholding						N.A.	N.A.
(1)	Institutions						N.A.	N.A.
a)	Mutual Funds / UTI	2	170	0	0.00	0.00		
b)	Financial Institutions / Banks	6	422539	422199	3.55	3.55		
c)	Central Government / State Government (s)	0	0	0	0.00	0.00		
d)	Venture Capital Funds	0	0	0	0.00	0.00		
e)	Insurance Companies	0	0	0	0.00	0.00		
f)	Foreign Institutional Investors	0	0	0	0.00	0.00		
g)	Foreign Venture Capital Investors	0	0	0	0.00	0.00		
h)	Any other (specify)	0	0	0	0.00	0.00		
i)	Any Other - Foreign Banks	0	0	0	0.00	0.00		
j)	Any Other - State Fin. Corp.	0	0	0	0.00	0.00		
	Sub-Total (B)(1)	8	422709	422199	3.55	3.55		
(2)	Non-Institutions						N.A.	N.A.
a)	Bodies Corporate	140	958165	950352	8.05	8.05		
b1)	Individuals - (i) Individual Shareholders holding nominal share capital upto Rs.1 lakh	10292	1039712	780154	8.73	8.73		
b2)	Individuals - (ii) Individual Shareholders holding nominal share capital in excess of Rs.1 lakh	18	539529	466486	4.53	4.53		
c)	Any other (NRI/OCB)	391	41832	11587	0.35	0.35		
c1)	Any Others - Trust	0	0	0	0.00	0.00		
c2)	Any Others - Directors & their Relatives	0	0	0	0.00	0.00		
c3)	Any Others - Foreign Nationals	0	0	0	0.00	0.00		
c4)	Any Others - O C B	0	0	0	0.00	0.00		
c5)	Any Others - Clearing Members	5	551	551	0.00	0.00		
c6)	Any Others - Custodian Enemy	0	0	0	0.00	0.00		
c7)	Any Others-Foreign Collaborators	0	0	0	0.00	0.00		
c8)	Any Others-ESOPS/ESOS/ESPS	0	0	0	0.00	0.00		
	Sub-Total (B) (2)	10846	2579789	2209130	21.66	21.66		
	Total Public Shareholding (B) = (B)(1) + (B)(2)	10854	3002498	2631329	25.21	25.21	N.A.	N.A.
	Total (A) + (B)	10864	11909953	11538784	100.00	100.00		
C)	Shares held by Custodians etc.						N.A.	N.A.
C1)	Promoter & Promoter Group	0	0	0	0	0		
C2)	Public	0	0	0	0	0		
	GRAND TOTAL (A)+(B)+(C)	10864	11909953	11538784	100.00	100.00		





NOVOPAN INDUSTRIES LIMITED

(I) (b) Statement showing Shareholding of securities (including shares, warrants, convertible securities) of persons belonging to the category "Promoter and promoter group"

Sr. No.	Name of the shareholder	Details of shares held		Shares pledged or otherwise encumbered			Details of Warrants		Details of convertible securities		Total shares (including underlying shares assuming full conversion of warrants and convertible securities as a % of diluted share capital)
		No. of shares	As a % of grand total (A)+(B)+(C)	No. of shares	As a % (VI)=(V)/(III) * 100	As a % of grand total (A)+(B)+(C) of sub-clause (I) (a)	No. Of Warrants held	As a % total No. Of warrants of the same class	No. Of convertible securities held	As a % total No. Of convertible securities of the same class	
(I)	(II)	(III)	(IV)	(V)	(VI)	(VII)	(VIII)	(IX)	(X)	(XI)	(XII)
1	G V Krishna Reddy	100	0.00	0	0.00	0	0	0	0	0	0
2	G Indira Krishna Reddy	100	0.00	0	0.00	0	0	0	0	0	0
3	G V Sanjay Reddy	100	0.00	0	0.00	0	0	0	0	0	0
4	G Apama Reddy	100	0.00	0	0.00	0	0	0	0	0	0
5	Shalini Bhupal	100	0.00	0	0.00	0	0	0	0	0	0
6	Krishna Ram Bhupal	100	0.00	0	0.00	0	0	0	0	0	0
7	Shriya Bhupal	100	0.00	0	0.00	0	0	0	0	0	0
8	G Malika Reddy	100	0.00	0	0.00	0	0	0	0	0	0
9	G V Keshav Reddy	100	0.00	0	0.00	0	0	0	0	0	0
10	GVK Projects & Technical Services Limited	8906555	74.78	0	0.00	0	0	0	0	0	0
	Total	8907455	74.79	0	0.00	0	0	0	0	0	0

(I) (c) (i) Statement showing holding of securities (including shares, warrants, convertible securities) of persons belonging to the category "Public" and holding more than 1% of the total number of shares

Sr. No.	Name of the shareholder	No. of Shares	Shares as a percentage of total number of shares (i.e. Grand Total (A)+(B)+(C) indicated in statement as per (1) (a) above)	Details of Warrants		Details of convertible securities		Total shares (including underlying shares assuming full conversion of warrants and convertible securities as a % of diluted share capital)
				No. Of Warrants held	As a % total No. Of warrants of the same class	No. Of convertible securities held	As a % total No. Of convertible securities of the same class	
1	Punjab National Bank	257726	2.16	0	0	0	0	0
2	Riba Constructions Pvt Ltd	322929	2.71	0	0	0	0	0
3	Rockline Solutions Pvt Ltd	390500	3.28	0	0	0	0	0
4	Unicom Infrastructure Pvt Ltd	187662	1.58	0	0	0	0	0
	Total	1158817	9.73	0	0	0	0	0

(I) (c) (ii) Statement showing holding of securities (including shares, warrants, convertible securities) of persons (together with PAC) belonging to the category "Public" and holding more than 5% of the total number of shares of the company

Sr. No.	Name of the shareholder	No. of Shares	Shares as a percentage of total number of shares (i.e. Grand Total (A)+(B)+(C) indicated in statement as per (1) (a) above)	Details of Warrants		Details of convertible securities		Total shares (including underlying shares assuming full conversion of warrants and convertible securities as a % of diluted share capital)
				No. Of Warrants held	As a % total No. Of warrants of the same class	No. Of convertible securities held	As a % total No. Of convertible securities of the same class	
1		0	0.00	0	0	0	0	0
	Total	0	0.00	0	0	0	0	0

(I) (d) Statement showing details of locked-in shares

Sr. No.	Name of the shareholder	Category of shareholder (promoter / public)	No. of Shares	Locked-in shares as a percentage of total number of shares (i.e. Grand Total (A)+(B)+(C) indicated in statement at para (1) (a) above)
1			0	0.00
	Total		0	0.00

(II) (a) Statement showing details of Depository Receipts (DRs)

Sr. No.	Type of outstanding DR (ADRs, GDRs, SDRs etc.)	No. of outstanding DRs	No. of shares underlying outstanding DRs	Shares underlying outstanding DRs as a percentage of total number of shares (i.e. Grand Total (A)+(B)+(C) indicated in Statement at para (1)(a) above)
1		0	0	0.00
	Total	0	0	0.00

(II) (b) Statement showing Holding of Depository Receipts (DRs, where underlying shares held by "Promoter / Promoter Group" are in excess of 1% of the total number of shares

Sr. No.	Name of the DR Holder	Type of outstanding DRs (ADRs, GDRs)	No. of shares underlying outstanding DRs	Shares underlying outstanding DRs as a percentage of total number of shares (i.e. Grand Total (A)+(B)+(C) indicated in Statement at para (1) (a) above)
1			0	0.00
	Total		0	0.00

For Novopan Industries Limited

S A Naqui
Executive Director

