



NOVOPAN INDUSTRIES LIMITED

CS/SE

April 9, 2014

Mr. S Subramanian, DCS – CRD
Bombay Stock Exchange Limited
1st Floor, New Trading Ring, Dalal St.,
Routunda Bldg., P.J.Towers, Fort
Mumbai – 400001

The Secretary
National Stock Exchange of India Limited
Exchange Plaza, 5th Floor, Plot No.C/1
G Block, Bandra-Kurla Complex, Bandra (E)
Mumbai – 400051

BSE Code : 500310

NSE Code : NOVOPANIND

Dear Sir / Madam

Sub: Shareholding Pattern for the period ended 31st March, 2014
Ref: Clause 35 of the Listing Agreement

* * * * *

With reference to the captioned subject, please find enclosed herewith the Shareholding Pattern of our company for the quarter ended 31st March, 2014 for your information and records.

Kindly acknowledge receipt of the same.

Thanking you

Yours faithfully
For Novopan Industries Limited


S A Naqui
Executive Director



NOVOPAN INDUSTRIES LIMITED

(I) (a) Statement showing Shareholding Pattern


Name of the Company : Novopan Industries Limited - ISIN : INE460B01016			
BSE Scrip Code : 500310, Name of the Scrip : NOVOPAN			
NSE Scrip Code : NOVOPANIND, Name of the Scrip : NOVOPANIND			
Class of Security : Equity Shares			
Quarter Ended : 31.03.2014			
Partly paid-up Shares	No. of Partly paid-up shares	As a % of total No. of Partly paid-up shares	As a % of total No. of shares of the Company
Held by Promoter / Promoter Group	0	0	0
Held by Public	0	0	0
Total	0	0	0
Outstanding Convertible Securities	No. of Outstanding Securities	As a % of total No. of Outstanding Convertible Securities	As a % of total No. of shares of the Company, assuming full conversion of the Convertible Securities
Held by Promoter / Promoter Group	0	0	0
Held by Public	0	0	0
Total	0	0	0
Warrants	No. of Warrants	As a % of total No. of Warrants	As a % of total No. of shares of the Company, assuming full conversion of Warrants
Held by Promoter / Promoter Group	0	0	0
Held by Public	0	0	0
Total	0	0	0
Total Paid-up capital of the company assuming full conversion of warrants and convertible securities	11909953		





NOVOPAN INDUSTRIES LIMITED


Category Code	Category of Shareholder	No. of Shareholders	Total No. of shares	No. of shares held in demat form	Total Shareholding as a percentage of total number of shares		Shares pledged or otherwise encumbered	
					As a % of (A+B)	As a % of (A+B+C)	No. of Shares	As a percentage
(I)	(II)	(III)	(IV)	(V)	(VI)	(VII)	(VIII)	(IX)=(VIII)/(IV)*100
A)	Shareholding of Promoter and Promoter group							
(1)	<u>Indian</u>							
a)	Individuals / Hindu Undivided Family	9	900	900	0.01	0.01	0	0
b)	Central Government / State Government(s)	0	0	0	0	0	0	0
c)	Bodies Corporate	1	8906555	8906555	74.78	74.78	0	0
d)	Financial Institutions / Banks	0	0	0	0	0	0	0
e)	Any other (specify)	0	0	0	0	0	0	0
	Sub-Total (A)(1)	10	8907455	8907455	74.79	74.79	0	0
(2)	<u>Foreign</u>							
a)	Individuals (Non-Resident Individuals / Foreign Individuals)	0	0	0	0	0	0	0
b)	Bodies Corporate	0	0	0	0	0	0	0
c)	Institutions	0	0	0	0	0	0	0
d)	Any other (specify)	0	0	0	0	0	0	0
	Sub-Total (A)(2)	0	0	0	0	0	0	0
	Total Shareholding of Promoter and Promoter Group (A) = (A)(1) + (A)(2)	10	8907455	8907455	74.79	74.79	0	0





NOVOPAN INDUSTRIES LIMITED

Category Code	Category of Shareholder	No. of Shareholders	Total No. of shares	No. of shares held in demat form	Total Shareholding as a percentage of total number of shares		Shares pledged or otherwise encumbered	
					As a % of (A+B)	As a % of (A+B+C)	No. of Shares	As a percentage
(I)	(II)	(III)	(IV)	(V)	(VI)	(VII)	(VIII)	(IX)=(VIII)/(IV)*100
B)	Public Shareholding							
(1)	Institutions						N.A.	N.A.
a)	Mutual Funds / UTI	2	170	0	0.00	0.00	N.A.	N.A.
b)	Financial Institutions / Banks	6	375274	374934	3.15	3.15		
c)	Central Government / State Government (s)	0	0	0	0.00	0.00		
d)	Venture Capital Funds	0	0	0	0.00	0.00		
e)	Insurance Companies	0	0	0	0.00	0.00		
f)	Foreign Institutional Investors	0	0	0	0.00	0.00		
g)	Foreign Venture Capital Investors	0	0	0	0.00	0.00		
h)	Any other (specify)	0	0	0	0.00	0.00		
i)	Any Other - Foreign Banks	0	0	0	0.00	0.00		
j)	Any Other - State Fin. Corp.	0	0	0	0.00	0.00		
	Sub-Total (B)(1)	8	375444	374934	3.15	3.15		
(2)	Non-Institutions						N.A.	N.A.
a)	Bodies Corporate	133	1112492	1104812	9.34	9.34		
b1)	Individuals - (i) Individual Shareholders holding nominal share capital upto Rs.1 lakh	7520	859471	716696	7.22	7.22		
b2)	Individuals - (ii) Individual Shareholders holding nominal share capital in excess of Rs.1 lakh	16	616496	431355	5.18	5.18		
c)	Any other (NRI/OCB)	384	37648	8233	0.32	0.32		
c1)	Any Others - Trust	0	0	0	0.00	0.00		
c2)	Any Others - Directors & their Relatives	0	0	0	0.00	0.00		
c3)	Any Others - Foreign Nationals	0	0	0	0.00	0.00		
c4)	Any Others - O C B	0	0	0	0.00	0.00		
c5)	Any Others - Clearing Members	9	947	947	0.01	0.01		
c6)	Any Others - Custodian Enemy	0	0	0	0.00	0.00		
c7)	Any Others-Foreign Collaborators	0	0	0	0.00	0.00		
c8)	Any Others-ESOPS/ESOS/ESPS	0	0	0	0.00	0.00		
	Sub-Total (B) (2)	8062	2627054	2262043	22.06	22.06		
	Total Public Shareholding (B) = (B)(1) + (B)(2)	8070	3002498	2636977	25.21	25.21	N.A.	N.A.
	Total (A) + (B)	8080	11909953	11544432	100.00	100.00		
C)	Shares held by Custodians etc.						N.A.	N.A.
C1)	Promoter & Promoter Group	0	0	0	0	0		
C2)	Public	0	0	0	0	0		
	GRAND TOTAL (A)+(B)+(C)	8080	11909953	11544432	100.00	100.00		





NOVOPAN INDUSTRIES LIMITED

(I) (b) Statement showing Shareholding of securities (including shares, warrants, convertible securities) of persons belonging to the category "Promoter and promoter group"

Sr. No.	Name of the shareholder	Details of shares held		Shares pledged or otherwise encumbered			Details of Warrants		Details of convertible securities		Total shares (including underlying shares assuming full conversion of warrants and convertible securities as a % of diluted share capital)
		No. of shares	As a % of grand total (A)+(B)+(C)	No. of shares	As a % (VI)=(V)/(III)*100	As a % of grand total (A)+(B)+(C) of sub-clause (I) (a)	No. Of Warrants held	As a % total No. Of warrants of the same class	No. Of convertible securities held	As a % total No. Of convertible securities of the same class	
(I)	(II)	(III)	(IV)	(V)	(VI)	(VII)	(VIII)	(IX)	(X)	(XI)	(XII)
1	G V Krishna Reddy	100	0.00	0	0.00	0	0	0	0	0	0
2	G Indira Krishna Reddy	100	0.00	0	0.00	0	0	0	0	0	0
3	G V Sanjay Reddy	100	0.00	0	0.00	0	0	0	0	0	0
4	G Aparna Reddy	100	0.00	0	0.00	0	0	0	0	0	0
5	Shalini Bhupal	100	0.00	0	0.00	0	0	0	0	0	0
6	Krishna Ram Bhupal	100	0.00	0	0.00	0	0	0	0	0	0
7	Shriya Bhupal	100	0.00	0	0.00	0	0	0	0	0	0
8	G Mallika Reddy	100	0.00	0	0.00	0	0	0	0	0	0
9	G V Keshav Reddy	100	0.00	0	0.00	0	0	0	0	0	0
10	GVK Projects & Technical Services Limited	8906555	74.78	0	0.00	0	0	0	0	0	0
	Total	8907455	74.79	0	0.00	0	0	0	0	0	0

(I) (c) (i) Statement showing holding of securities (including shares, warrants, convertible securities) of persons belonging to the category "Public" and holding more than 1% of the total number of shares

Sr. No.	Name of the shareholder	No. of Shares	Shares as a percentage of total number of shares (i.e. Grand Total (A)+(B)+(C) indicated in statement as per (1) (a) above)	Details of Warrants		Details of convertible securities		Total shares (including underlying shares assuming full conversion of warrants and convertible securities as a % of diluted share capital)
				No. Of Warrants held	As a % total No. Of warrants of the same class	No. Of convertible securities held	As a % total No. Of convertible securities of the same class	
1	Rockline Solutions Pvt Ltd	516526	4.34	0	0	0	0	0
2	Riba Constructions Pvt Ltd	322929	2.71	0	0	0	0	0
3	Punjab National Bank	257726	2.16	0	0	0	0	0
4	Unicom Infrastructure Pvt Ltd	197606	1.66	0	0	0	0	0
	Total	1294787	10.87	0	0	0	0	0

(I) (c) (ii) Statement showing holding of securities (including shares, warrants, convertible securities) of persons (together with PAC) belonging to the category "Public" and holding more than 5% of the total number of shares of the company

Sr. No.	Name of the shareholder	No. of Shares	Shares as a percentage of total number of shares (i.e. Grand Total (A)+(B)+(C) indicated in statement as per (1) (a) above)	Details of Warrants		Details of convertible securities		Total shares (including underlying shares assuming full conversion of warrants and convertible securities as a % of diluted share capital)
				No. Of Warrants held	As a % total No. Of warrants of the same class	No. Of convertible securities held	As a % total No. Of convertible securities of the same class	
1		0	0.00	0	0	0	0	0
	Total	0	0.00	0	0	0	0	0

(I) (d) Statement showing details of locked-in shares

Sr. No.	Name of the shareholder	Category of shareholder (promoter / public)	No. of Shares	Locked-in shares as a percentage of total number of shares (i.e., Grand Total (A)+(B)+(C) indicated in statement at para (1) (a) above)
1			0	0.00
	Total		0	0.00

(II) (a) Statement showing details of Depository Receipts (DRs)

Sr. No.	Type of outstanding DR (ADRs, GDRs, SDRs etc.)	No. of outstanding DRs	No. of shares underlying outstanding DRs	Shares underlying outstanding DRs as a percentage of total number of shares (i.e. Grand Total (A)+(B)+(C) indicated in Statement at para (1)(a) above)
1		0	0	0.00
	Total	0	0	0.00

(II) (b) Statement showing Holding of Depository Receipts (DRs, where underlying shares held by "Promoter / Promoter Group" are in excess of 1% of the total number of shares

Sr. No.	Name of the DR Holder	Type of outstanding DRs (ADRs, GDRs)	No. of shares underlying outstanding DRs	Shares underlying outstanding DRs as a percentage of total number of shares (i.e. Grand Total (A)+(B)+(C) indicated in Statement at para (1) (a) above)
1			0	0.00
	Total		0	0.00

For Novopan Industries Limited

S A Naqui
Executive Director

