



## NOVOPAN INDUSTRIES LIMITED

CS/SE

January 7, 2014

Mr. S Subramanian, DCS – CRD  
Bombay Stock Exchange Limited  
1<sup>st</sup> Floor, New Trading Ring, Dalal St.,  
Routunda Bldg., P.J.Towers, Fort  
Mumbai – 400001

The Secretary  
National Stock Exchange of India Limited  
Exchange Plaza, 5<sup>th</sup> Floor, Plot No.C/1  
G Block, Bandra-Kurla Complex, Bandra (E)  
Mumbai – 400051

**BSE Code : 500310**

**NSE Code : NOVOPANIND**

Dear Sir / Madam

Sub: Shareholding Pattern for the period ended 31<sup>st</sup> December, 2013  
Ref: Clause 35 of the Listing Agreement

\*\*\*\*\*

With reference to the captioned subject, please find enclosed herewith the Shareholding Pattern of our company for the quarter ended 31<sup>st</sup> December, 2013 for your information and records.

Kindly acknowledge receipt of the same.

Thanking you

Yours faithfully  
*For Novopan Industries Limited*


**MSBM Somayajulu**  
*Secretarial Executive*



## NOVOPAN INDUSTRIES LIMITED

### (I) (a) Statement showing Shareholding Pattern


<b>Name of the Company : Novopan Industries Limited - ISIN : INE460B01016</b>			
<b>BSE Scrip Code : 500310, Name of the Scrip : NOVOPAN</b>			
<b>NSE Scrip Code : NOVOPANIND, Name of the Scrip : NOVOPANIND</b>			
<b>Class of Security : Equity Shares</b>			
<b>Quarter Ended : 31.12.2013</b>			
<b>Partly paid-up Shares</b>	<b>No. of Partly paid-up shares</b>	<b>As a % of total No. of Partly paid-up shares</b>	<b>As a % of total No. of shares of the Company</b>
Held by Promoter / Promoter Group	0	0	0
Held by Public	0	0	0
<b>Total</b>	<b>0</b>	<b>0</b>	<b>0</b>
<b>Outstanding Convertible Securities</b>	<b>No. of Outstanding Securities</b>	<b>As a % of total No. of Outstanding Convertible Securities</b>	<b>As a % of total No. of shares of the Company, assuming full conversion of the Convertible Securities</b>
Held by Promoter / Promoter Group	0	0	0
Held by Public	0	0	0
<b>Total</b>	<b>0</b>	<b>0</b>	<b>0</b>
<b>Warrants</b>	<b>No. of Warrants</b>	<b>As a % of total No. of Warrants</b>	<b>As a % of total No. of shares of the Company, assuming full conversion of Warrants</b>
Held by Promoter / Promoter Group	0	0	0
Held by Public	0	0	0
<b>Total</b>	<b>0</b>	<b>0</b>	<b>0</b>
<b>Total Paid-up capital of the company assuming full conversion of warrants and convertible securities</b>	11909953		





## NOVOPAN INDUSTRIES LIMITED


Category Code	Category of Shareholder	No. of Shareholders	Total No. of shares	No. of shares held in demat form	Total Shareholding as a percentage of total number of shares		Shares pledged or otherwise encumbered	
					As a % of (A+B)	As a % of (A+B+C)	No. of Shares	As a percentage
(I)	(II)	(III)	(IV)	(V)	(VI)	(VII)	(VIII)	(IX)=(VIII)/(IV)*100
<b>A)</b>	<b>Shareholding of Promoter and Promoter group</b>							
<b>(1)</b>	<b>Indian</b>							
a)	Individuals / Hindu Undivided Family	9	900	900	0.01	0.01	0	0
b)	Central Government / State Government(s)	0	0	0	0	0	0	0
c)	Bodies Corporate	1	8906555	8906555	74.78	74.78	0	0
d)	Financial Institutions / Banks	0	0	0	0	0	0	0
e)	Any other (specify)	0	0	0	0	0	0	0
	<b>Sub-Total (A)(1)</b>	<b>10</b>	<b>8907455</b>	<b>8907455</b>	<b>74.79</b>	<b>74.79</b>	<b>0</b>	<b>0</b>
<b>(2)</b>	<b>Foreign</b>							
a)	Individuals (Non-Resident Individuals / Foreign Individuals)	0	0	0	0	0	0	0
b)	Bodies Corporate	0	0	0	0	0	0	0
c)	Institutions	0	0	0	0	0	0	0
d)	Any other (specify)	0	0	0	0	0	0	0
	<b>Sub-Total (A)(2)</b>	<b>0</b>	<b>0</b>	<b>0</b>	<b>0</b>	<b>0</b>	<b>0</b>	<b>0</b>
	<b>Total Shareholding of Promoter and Promoter Group (A) = (A)(1) + (A)(2)</b>	<b>10</b>	<b>8907455</b>	<b>8907455</b>	<b>74.79</b>	<b>74.79</b>	<b>0</b>	<b>0</b>





## NOVOPAN INDUSTRIES LIMITED

Category Code	Category of Shareholder	No. of Shareholders	Total No. of shares	No. of shares held in demat form	Total Shareholding as a percentage of total number of shares		Shares pledged or otherwise encumbered	
					As a % of (A+B)	As a % of (A+B+C)	No. of Shares	As a percentage
(I)	(II)	(III)	(IV)	(V)	(VI)	(VII)	(VIII)	(IX)=(VIII)/(IV)*100
<b>B)</b>	<b>Public Shareholding</b>						N.A.	N.A.
<b>(1)</b>	<b>Institutions</b>						N.A.	N.A.
a)	Mutual Funds / UTI	2	170	0	0.00	0.00		
b)	Financial Institutions / Banks	6	380417	380077	3.19	3.19		
c)	Central Government / State Government (s)	0	0	0	0.00	0.00		
d)	Venture Capital Funds	0	0	0	0.00	0.00		
e)	Insurance Companies	0	0	0	0.00	0.00		
f)	Foreign Institutional Investors	0	0	0	0.00	0.00		
g)	Foreign Venture Capital Investors	0	0	0	0.00	0.00		
h)	Any other (specify)	0	0	0	0.00	0.00		
i)	Any Other - Foreign Banks	0	0	0	0.00	0.00		
j)	Any Other - State Fin. Corp.	0	0	0	0.00	0.00		
	<b>Sub-Total (B)(1)</b>	<b>8</b>	<b>380587</b>	<b>380077</b>	<b>3.20</b>	<b>3.20</b>		
<b>(2)</b>	<b>Non-Institutions</b>						N.A.	N.A.
a)	Bodies Corporate	132	1123772	1046240	9.44	9.44		
b1)	Individuals - (i) Individual Shareholders holding nominal share capital upto Rs.1 lakh	7865	891324	735412	7.48	7.48		
b2)	Individuals - (ii) Individual Shareholders holding nominal share capital in excess of Rs.1 lakh	16	569143	466008	4.78	4.78		
c)	Any other (NRI/OCB)	385	37669	8055	0.32	0.32		
c1)	Any Others - Trust	0	0	0	0.00	0.00		
c2)	Any Others - Directors & their Relatives	0	0	0	0.00	0.00		
c3)	Any Others - Foreign Nationals	0	0	0	0.00	0.00		
c4)	Any Others - O C B	0	0	0	0.00	0.00		
c5)	Any Others - Clearing Members	1	3	3	0.00	0.00		
c6)	Any Others - Custodian Enemy	0	0	0	0.00	0.00		
c7)	Any Others-Foreign Collaborators	0	0	0	0.00	0.00		
c8)	Any Others-ESOPS/ESOS/ESPS	0	0	0	0.00	0.00		
	<b>Sub-Total (B) (2)</b>	<b>8399</b>	<b>2621911</b>	<b>2255718</b>	<b>22.01</b>	<b>22.01</b>		
	<b>Total Public Shareholding (B) = (B)(1) + (B)(2)</b>	<b>8407</b>	<b>3002498</b>	<b>2635795</b>	<b>25.21</b>	<b>25.21</b>	N.A.	N.A.
	<b>Total (A) + (B)</b>	<b>8417</b>	<b>11909953</b>	<b>11543250</b>	<b>100.00</b>	<b>100.00</b>		
<b>C)</b>	<b>Shares held by Custodians etc.</b>						N.A.	N.A.
C1)	Promoter & Promoter Group	0	0	0	0	0		
C2)	Public	0	0	0	0	0		
	<b>GRAND TOTAL (A)+(B)+(C)</b>	<b>8417</b>	<b>11909953</b>	<b>11543250</b>	<b>100.00</b>	<b>100.00</b>		





# NOVOPAN INDUSTRIES LIMITED

**(l) (b) Statement showing Shareholding of securities (including shares, warrants, convertible securities) of persons belonging to the category "Promoter and promoter group"**

Sr. No.	Name of the shareholder	Details of shares held		Shares pledged or otherwise encumbered			Details of Warrants		Details of convertible securities		Total shares (including underlying shares assuming full conversion of warrants and convertible securities as a % of diluted share capital)
		No. of shares	As a % of grand total (A)+(B)+(C)	No. of shares	As a % (VI)=(V)/(III)*100	As a % of grand total (A)+(B)+(C) of sub-clause (l) (a)	No. Of Warrants held	As a % total No. Of warrants of the same class	No. Of convertible securities held	As a % total No. Of convertible securities of the same class	
(I)	(II)	(III)	(IV)	(V)	(VI)	(VII)	(VIII)	(IX)	(X)	(XI)	(XII)
1	G V Krishna Reddy	100	0.00	0	0.00	0	0	0	0	0	0
2	G Indira Krishna Reddy	100	0.00	0	0.00	0	0	0	0	0	0
3	G V Sanjay Reddy	100	0.00	0	0.00	0	0	0	0	0	0
4	G Aparna Reddy	100	0.00	0	0.00	0	0	0	0	0	0
5	Shafini Bhupal	100	0.00	0	0.00	0	0	0	0	0	0
6	Krishna Ram Bhupal	100	0.00	0	0.00	0	0	0	0	0	0
7	Shriya Bhupal	100	0.00	0	0.00	0	0	0	0	0	0
8	G Mallika Reddy	100	0.00	0	0.00	0	0	0	0	0	0
9	G V Keshav Reddy	100	0.00	0	0.00	0	0	0	0	0	0
10	GVK Projects & Technical Services Limited	8906555	74.78	0	0.00	0	0	0	0	0	0
<b>Total</b>		<b>8907455</b>	<b>74.79</b>	<b>0</b>	<b>0.00</b>	<b>0</b>	<b>0</b>	<b>0</b>	<b>0</b>	<b>0</b>	<b>0</b>

**(l) (c) (i) Statement showing holding of securities (including shares, warrants, convertible securities) of persons belonging to the category "Public" and holding more than 1% of the total number of shares**

Sr. No.	Name of the shareholder	No. of Shares	Shares as a percentage of total number of shares (i.e. Grand Total (A)+(B)+(C) indicated in statement as per (1) (a) above)	Details of Warrants		Details of convertible		Total shares (including underlying shares assuming full conversion of warrants and convertible securities as a % of diluted share capital)
				No. Of Warrants held	As a % total No. Of warrants of the same class	No. Of convertible securities held	As a % total No. Of convertible securities of the same class	
1	Rockline Solutions Pvt Ltd	481500	4.04	0	0	0	0	0
2	Riba Constructions Pvt Ltd	322929	2.71	0	0	0	0	0
3	Punjab National Bank	257726	2.16	0	0	0	0	0
4	Unicom Infrastructure Pvt Ltd	197606	1.66	0	0	0	0	0
<b>Total</b>		<b>1259761</b>	<b>10.58</b>	<b>0</b>	<b>0</b>	<b>0</b>	<b>0</b>	<b>0</b>

**(l) (c) (ii) Statement showing holding of securities (including shares, warrants, convertible securities) of persons (together with PAC) belonging to the category "Public" and holding more than 5% of the total number of shares of the company**

Sr. No.	Name of the shareholder	No. of Shares	Shares as a percentage of total number of shares (i.e. Grand Total (A)+(B)+(C) indicated in statement as per (1) (a) above)	Details of Warrants		Details of convertible		Total shares (including underlying shares assuming full conversion of warrants and convertible securities as a % of diluted share capital)
				No. Of Warrants held	As a % total No. Of warrants of the same class	No. Of convertible securities held	As a % total No. Of convertible securities of the same class	
1		0	0.00	0	0	0	0	0
<b>Total</b>		<b>0</b>	<b>0.00</b>	<b>0</b>	<b>0</b>	<b>0</b>	<b>0</b>	<b>0</b>

**(l) (d) Statement showing details of locked-in shares**

Sr. No.	Name of the shareholder	Category of shareholder (promoter / public)	No. of Shares	Locked-in shares as a percentage of total number of shares (i.e., Grand Total (A)+(B)+(C) indicated in statement at para (1) (a) above)
1			0	0.00
<b>Total</b>			<b>0</b>	<b>0.00</b>

**(II) (a) Statement showing details of Depository Receipts (DRs)**

Sr. No.	Type of outstanding DR (ADRs, GDRs, SDRs etc.)	No. of outstanding DRs	No. of shares underlying outstanding DRs	Shares underlying outstanding DRs as a percentage of total number of shares (i.e. Grand Total (A)+(B)+(C) indicated in Statement at para (1)(a) above)
1		0	0	0.00
<b>Total</b>		<b>0</b>	<b>0</b>	<b>0.00</b>

**(II) (b) Statement showing Holding of Depository Receipts (DRs, where underlying shares held by "Promoter / Promoter Group" are in excess of 1% of the total number of shares**

Sr. No.	Name of the DR Holder	Type of outstanding DRs (ADRs, GDRs)	No. of shares underlying outstanding DRs	Shares underlying outstanding DRs as a percentage of total number of shares (i.e. Grand Total (A)+(B)+(C) indicated in Statement at para (1) (a) above)
1			0	0.00
<b>Total</b>		<b>0</b>	<b>0.00</b>	<b>0.00</b>

For Novopan Industries Limited

S A Naqvi  
Executive Director

